



CONTACT US @ 855-355-2724
E-Mail: Sales@brahelectric.com
www.Brahelectric.com

PRODUCT DATA SHEET



MAGNETIC CONTACTOR
PART NO. B3TF4222-0AV0

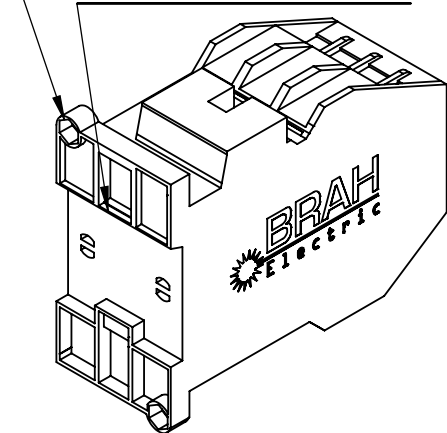
PART NUMBER – B3TF4222-0AV0: BRAH Electric, aftermarket direct replacement contactors for Siemens 3TF4222-0AV0, World Series, type 3TF, 3P, 3PH, 16A, 600V, 5HP @ 230V, 10HP @ 460V, 15HP @ 575V, complete with 480V AC coil, 2 N/O - 2 N/C auxiliary contact, AC magnetic contactor, suitable for use with 3TF series motor control systems

PRODUCT SPECIFICATIONS

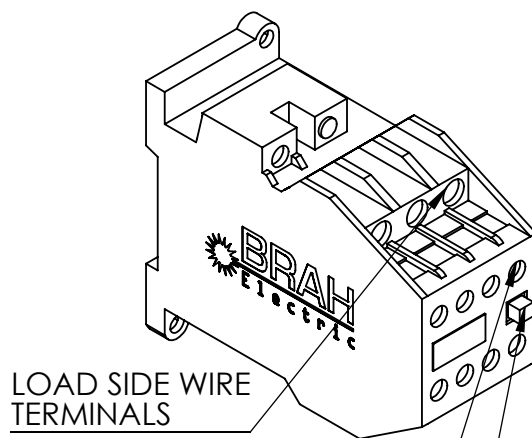
TYPE	VALUE (UNITS)	NOTES	COMMENTS
PHASE	3		
POLES	3		
VOLTAGE	600 (VAC)		
AMPERAGE	16 (A)		
COIL VOLTAGE MIN	480 (V)		
COIL VOLTAGE MAX	480 (V)		
MIN HP. RATING	5 (HP)	@ 230V	
MAX HP RATING	15 (HP)	@ 575V	

Warranty: All Products sold by BRAH Electric are guaranteed to be free of defect for a period of one year, under the condition that the product has been installed and operated properly. All items proven defective within the one year period will be replaced by BRAH Electric. In the event that we cannot provide a direct replacement, your monies will be refunded in full. We are not responsible for any consequential losses or damages outside of the defective product as well as any replacements or repairs performed by another party without our written authorization from BRAH Electric.

MOUNTING HOLES
MOUNTING FEATURES



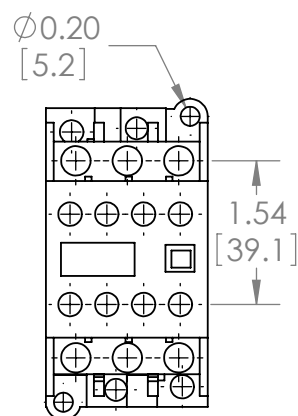
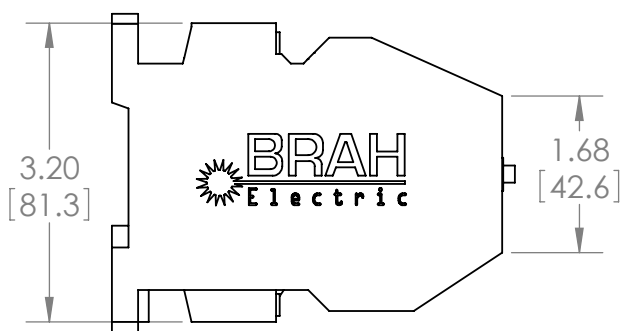
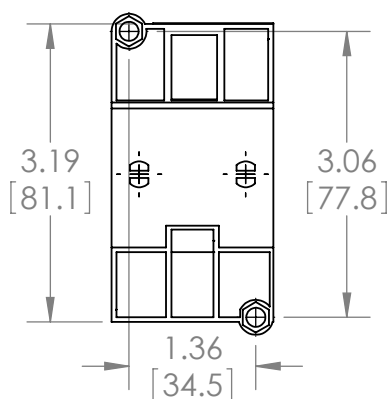
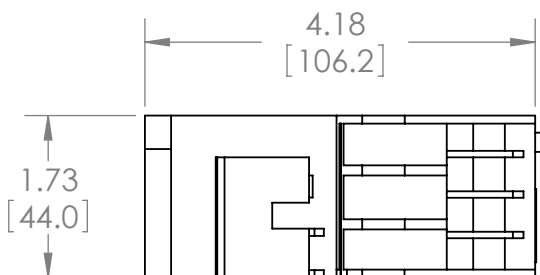
REVISIONS				
ZONE	REV.	DESCRIPTION	DATE	APPROVED



LOAD SIDE WIRE TERMINALS

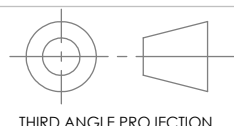
AUXILIARY CONTACTS
1N/O+1N/C

TEST FUNCTION



WWW.BRAHELECTRIC.COM, 855-355-2724

*NOTE: BRAH ELECTRIC CONTACTOR B3TF4222-0AV0 IS AN AFTERMARKET DIRECT REPLACEMENT FOR SIEMENS 3TF4222-0AV0, 3TF SERIES. SUITABLE FOR USE WITH 3TF SERIES MOTOR CONTROL SYSTEMS



THIRD ANGLE PROJECTION

PROPRIETARY AND CONFIDENTIAL

THE INFORMATION CONTAINED IN THIS DRAWING IS THE SOLE PROPERTY OF BRAH ELECTRIC. ANY REPRODUCTION IN PART OR AS A WHOLE WITHOUT THE WRITTEN PERMISSION OF BRAH ELECTRIC IS PROHIBITED.

UNLESS OTHERWISE NOTED

ALL DIMENSIONS ARE IN INCHES
METRIC UNITS ARE DISPLAYED
BENEATH IN [MM.]

MATERIAL
MOLDED PLASTIC CASE

FINISH
N/A

DO NOT SCALE DRAWING



MAGNETIC CONTACTOR

SIZE	DWG. NO.	REV.
A	B3TF4222-0AV0	A
SCALE: 1:2	WEIGHT: 3.2 LBS	SHEET 1 OF 1