

## PRODUCT DATA SHEET



**PART NUMBER – BA16-30-10-84:** BRAH Electric, aftermarket direct replacement contactors for ABB A16-30-10-84, A-Line series, type A, 3P, 3PH, 17A, 600V, 5HP @ 240V, 10HP @ 480V, 15HP @ 600V, complete with 120V AC coil, and 1 N/O auxiliary contact, AC magnetic contactor, suitable for use with A-Line series motor control systems

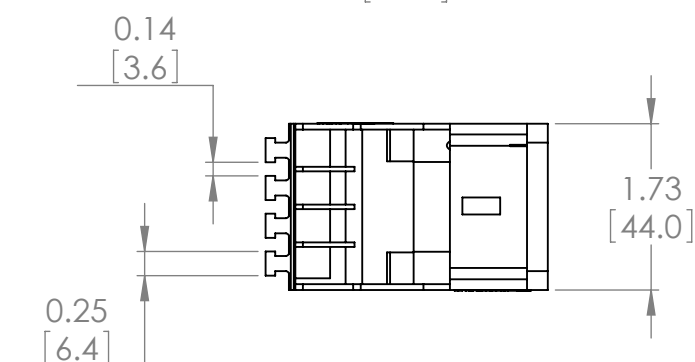
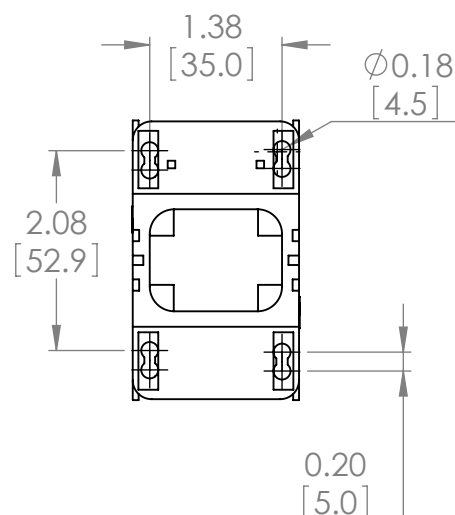
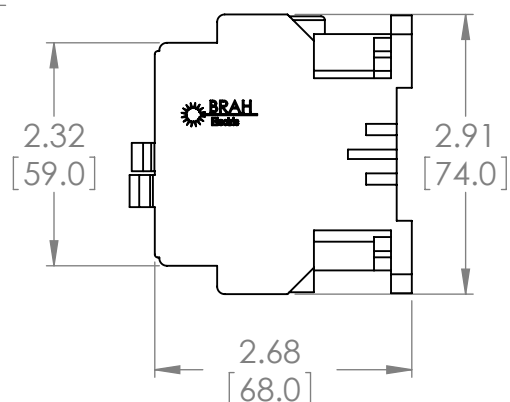
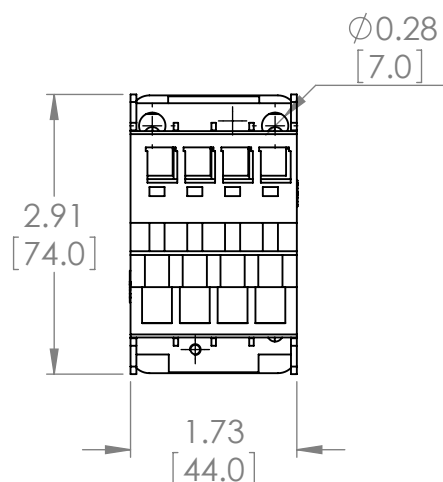
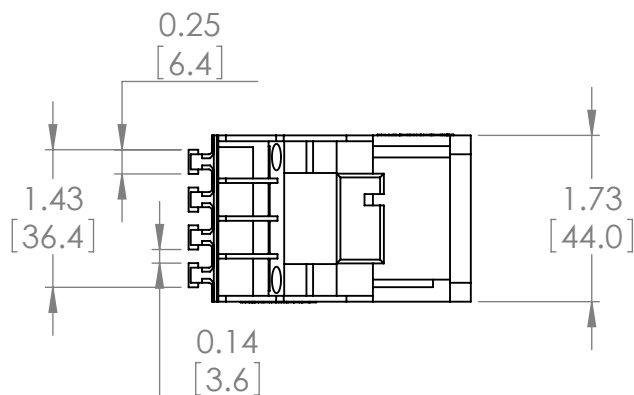
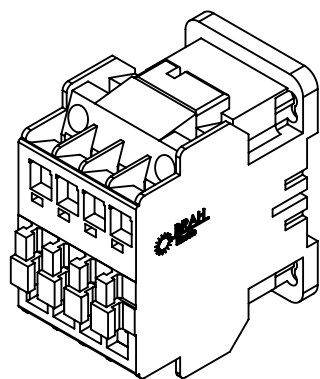
## PRODUCT SPECIFICATIONS

MAGNETIC CONTACTOR  
PART NO. BA16-30-10-84

TYPE	VALUE (UNITS)	NOTES	COMMENTS
PHASE	3		
POLES	3		
VOLTAGE	600 (VAC)		
AMPERAGE	17 (A)		
COIL VOLTAGE MIN	120 (VAC)		
COIL VOLTAGE MAX	120 (VAC)		
MIN HP. RATING	5 (HP)	@ 240V	
MAX HP RATING	15 (HP)	@ 600V	

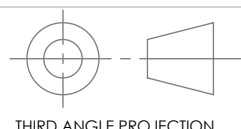
**Warranty:** All Products sold by BRAH Electric are guaranteed to be free of defect for a period of one year, under the condition that the product has been installed and operated properly. All items proven defective within the one year period will be replaced by BRAH Electric. In the event that we cannot provide a direct replacement, your monies will be refunded in full. We are not responsible for any consequential losses or damages outside of the defective product as well as any replacements or repairs performed by another party without our written authorization from BRAH Electric.

REVISIONS				
ZONE	REV.	DESCRIPTION	DATE	APPROVED



[WWW.BRAHELECTRIC.COM](http://WWW.BRAHELECTRIC.COM), 855-355-2724

\* NOTE: BRAH ELECTRIC CONTACTOR BA 16-30-10-84 IS AN AFTERMARKET DIRECT REPLACEMENT FOR ABB A16-30-10-84, A SERIES. SUITABLE FOR USE WITH A-SERIES MOTOR CONTROL SYSTEMS



**PROPRIETARY AND CONFIDENTIAL**

THE INFORMATION CONTAINED IN THIS DRAWING IS THE SOLE PROPERTY OF BRAH ELECTRIC. ANY REPRODUCTION IN PART OR AS A WHOLE WITHOUT THE WRITTEN PERMISSION OF BRAH ELECTRIC IS PROHIBITED.

UNLESS OTHERWISE NOTED

ALL DIMENSIONS ARE IN INCHES  
METRIC UNITS ARE DISPLAYED  
BENEATH IN [ MM. ]

MATERIAL  
MOLDED PLASTIC CASE  
FINISH

N/A

DO NOT SCALE DRAWING



MAGNETIC CONTACTOR

SIZE	DWG. NO.	REV.
<b>A</b>	<b>BA16-30-10-84</b>	<b>A</b>
SCALE: 1:2	WEIGHT: 3.2 LBS	SHEET 1 OF 1